


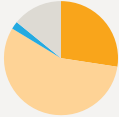





# Stroometiket 2017 B2B

Energiebronnen	NV Nuon Business Sales Nederland	Nuon Groep	Vattenfall	Nuon Standaard	Nuon GroenGarant	Nuon EuropeseWind	Nuon NederlandseWind
							
<b>Fossiel</b>			27,9%				
<ul style="list-style-type: none"> <li><span style="color: orange;">■</span> Kolen</li> <li><span style="color: orange;">■</span> Aardgas</li> <li><span style="color: blue;">■</span> Nucleair</li> <li><span style="color: grey;">■</span> Overig</li> </ul>	18,3%	19,5%		27,4%			
	37,6%	40,0%		56,3%			
	1,5%	1,5%	32,8%	2,2%			
	9,5%	10,1%		14,1%			
<b>Hernieuwbaar</b>	33,1%	28,9%	39,3%	0%	100%	100%	100%
<ul style="list-style-type: none"> <li>Wind</li> <li><span style="color: lightgreen;">■</span> NL</li> <li><span style="color: lightgreen;">■</span> BTL</li> </ul>	5,0%	6,6%				100,0%	100,0%
	5,9%	10,1%				100,0%	
<ul style="list-style-type: none"> <li>Zon</li> <li><span style="color: yellow;">■</span> NL</li> <li><span style="color: yellow;">■</span> BTL</li> </ul>		0,04%					
<ul style="list-style-type: none"> <li>Waterkracht</li> <li><span style="color: blue;">■</span> NL</li> <li><span style="color: blue;">■</span> BTL</li> </ul>	22,3%	0,4%			100%		
		11,8%					
<ul style="list-style-type: none"> <li>Biomassa</li> <li><span style="color: green;">■</span> NL</li> <li><span style="color: green;">■</span> BTL</li> </ul>							
<b>Milieuconsequenties</b>							
CO <sub>2</sub> -uitstoot (g/kWh)	373,4	388,2	187,5	558	0	0	0
Radioactief afval (g/kWh)	0,000039	0,000041	0,00071	0,000058	0,000000	0,000000	0,000000